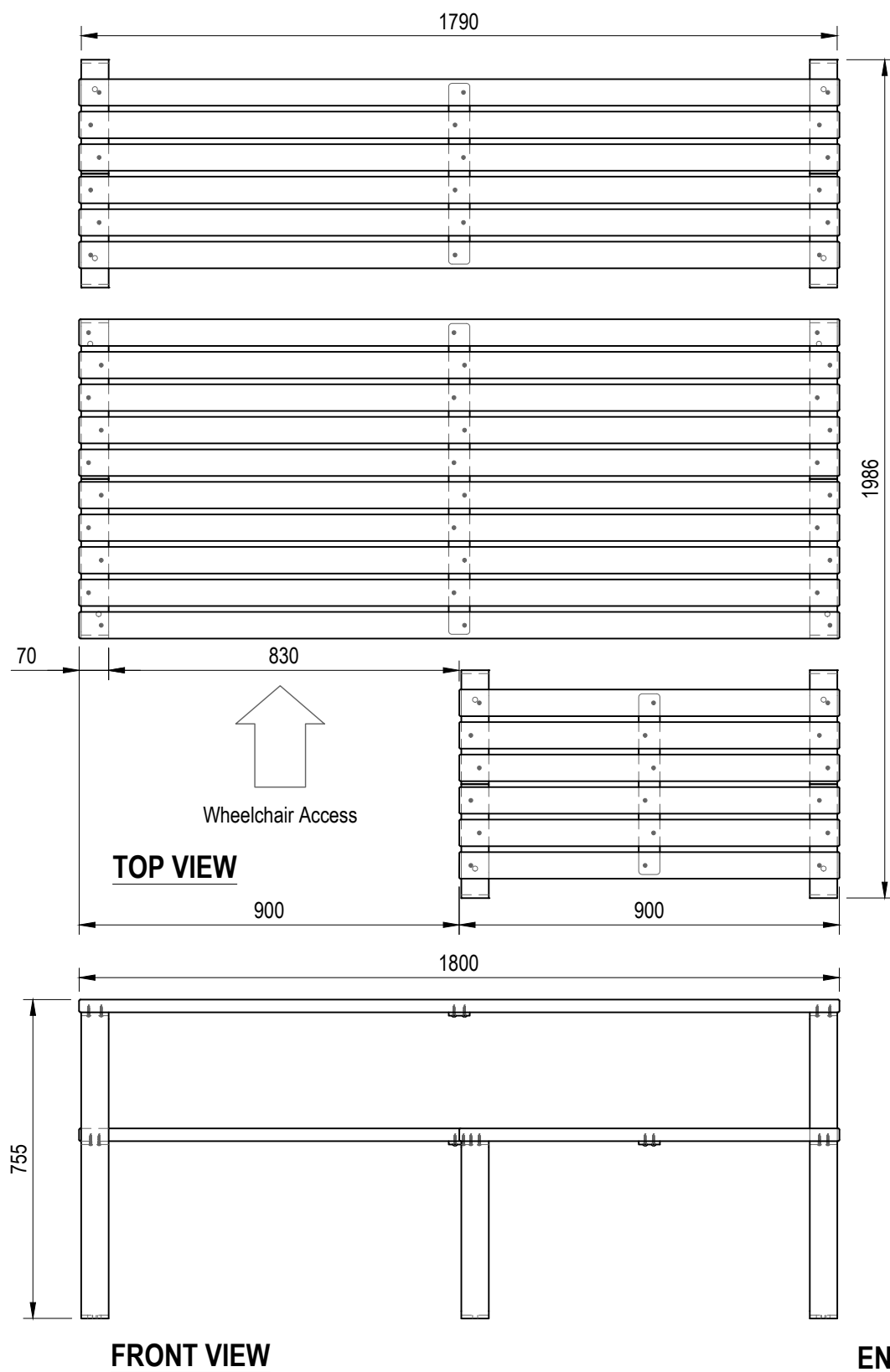



# ECLIPSE SETTING

FFSC004005X - Eclipse - Setting - WCA1 - 1800mm



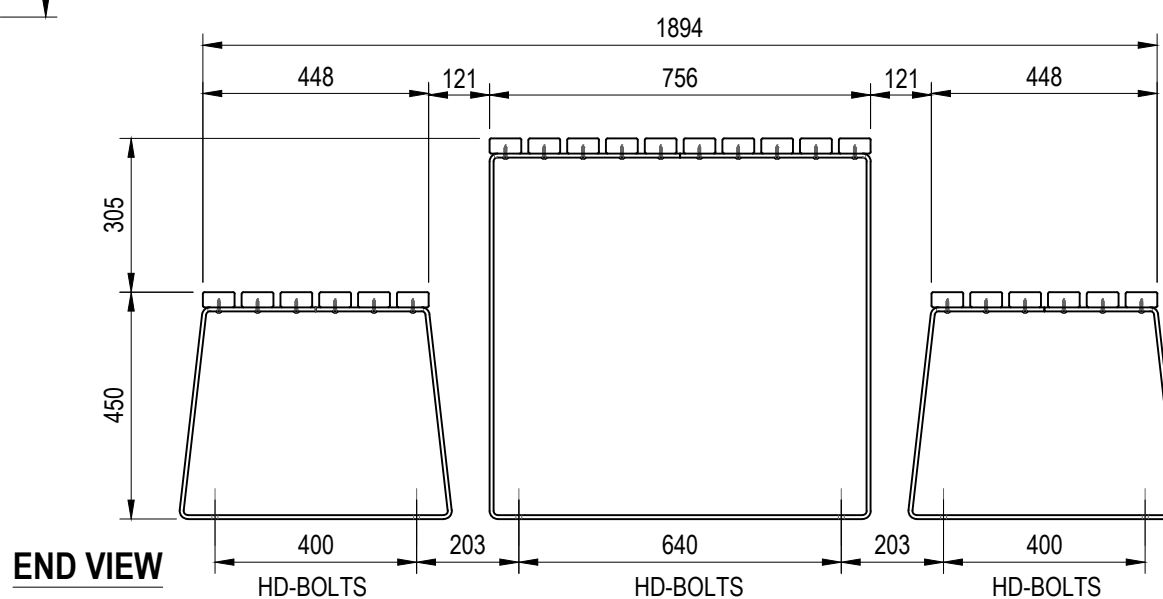
## SPECIFICATIONS SLATS

CODE	MATERIAL SLATS	FINISH SLATS	MATERIAL FIXINGS
FFSC004005	HARDWOOD TIMBER	STANDARD STAIN	STAINLESS STEEL
FFSC004005A	ALUMINIUM	CLEAR ANODISED	STAINLESS STEEL
FFSC004005APC	ALUMINIUM	POWDER COATED	STAINLESS STEEL
FFSC004005ATE	ALUMINIUM	TIMBER EFFECT	STAINLESS STEEL



### PERSPECTIVE VIEW

Wheelchair shown for illustrative positioning purposes only



### SPECIFICATIONS:

#### MAIN CONSTRUCTION

#### MATERIALS:

- Legs - Stainless Steel 304
- Brackets - Stainless Steel 304

#### FINISH:

- STANDARD:
- Powder coated

#### GROUND FIXING OPTIONS

- Bolt Down (BD): M10 x 75mm Screwbolt Anchor GAL
- In Ground (IG): HD Bolt Kit GAL

#### Revision History

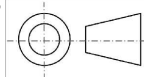
Rev	Description	Date	Approved



© FURPHY FOUNDRY PTY LTD.

THIS DOCUMENT IS AND SHALL REMAIN THE PROPERTY OF FURPHY FOUNDRY. UNAUTHORISED USE OF THIS DOCUMENT IN ANY FORM IS PROHIBITED.

UNLESS OTHERWISE SPECIFIED, DIMENSIONS ARE IN mm  
**DO NOT SCALE**  
BREAK ALL SHARP EDGES AND REMOVE BURRS



TOLERANCES  
X: ±0.25  
Y: ±0.1  
XX: ±0.05  
ANGLES: ±0.1°



Furphy Foundry Pty Ltd  
A.B.N. 24 007 195 913  
21 Drummond Rd,  
Shepparton VIC 3630  
PH: (03) 5831 2777  
FAX: (03) 5831 2681  
www.furphyfoundry.com.au  
sales@furphyfoundry.com.au

CLIENT NAME  
Furphy Foundry

PROJECT  
Eclipse Furniture Range  
FFSC004005X - Setting - WCA1 - 1800mm

PROJECT  
Eclipse Furniture Range  
FFSC004005X - Setting - WCA1 - 1800mm

DRAWING TITLE  
Eclipse - Setting - WCA1 - 1800mm

PROJECT No.  
ECLI-1011

DATE:  
28/11/2024

DRAWING No.  
ECLI-00015-SPE

SHEET No.  
1/1

PAGE  
A3

DRAWN  
Joel Rose

SCALE  
1:20

REV.  
----